
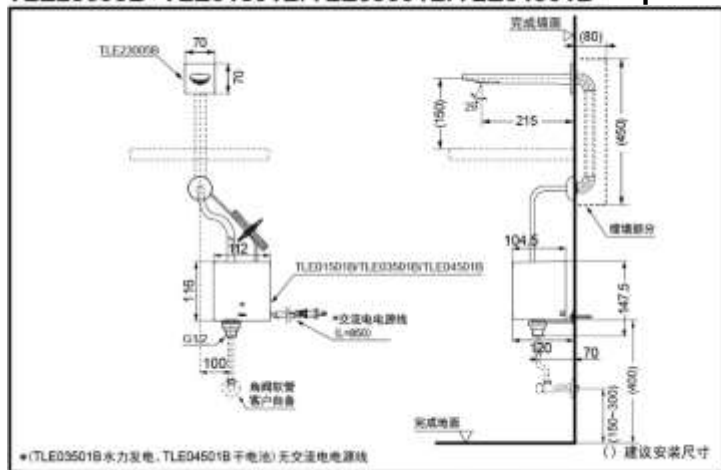


TLE23005B



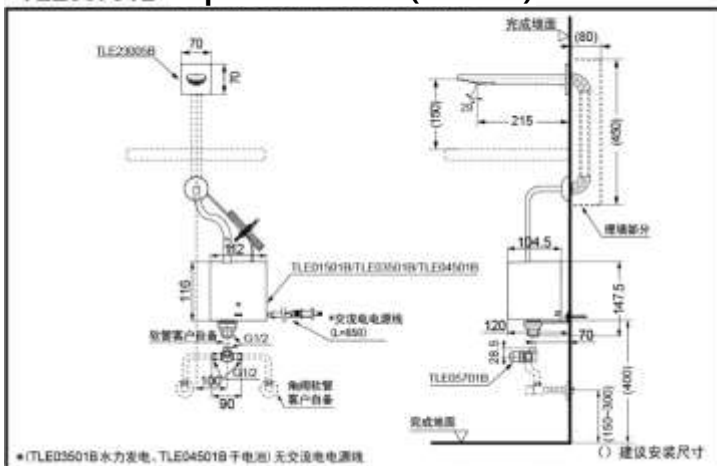
※only with TLE03501B

TLE23005B+TLE01501B/TLE03501B/TLE04501B Aqua-auto faucet(single)



TOTO(CHINA) CO.,LTD. All rights reserved.

**TLE23005B+TLE01501B/TLE03501B/TLE04501B
+TLE05701B Aqua-auto faucet(thermal)**



TOTO(CHINA) CO.,LTD. All rights reserved.

TOTO(CHINA) CO.,LTD. www.toto.com.cn

FEATURES

- Beautiful appearance, generous.
- Beautiful shape, noble quality
- It is easy to install and use
- The unique bubble spitting technology makes the water flow smooth and strong.
- 1.3L water can save water and bring more comfortable experience

SPECIFIECS

- Water Inlet Requirement : 0.05MPa(Dynamic Pressure) ~0.75MPa(Static Pressure)
- Water Efficiency : Grade 1
- Drainage accessory : not included
- Operating temperature : 1~55°C
- Detection range: ≤250mm

OTHERS

- Recommend fittings :
- Functional Part: TLE01501B(AC) TLE04501B(DC) TLE03501B(HYDRO ELECTRIC POWER) TLE05701B